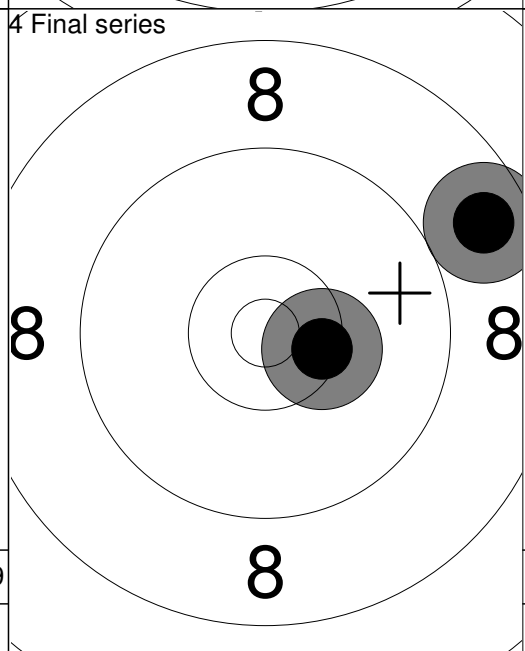

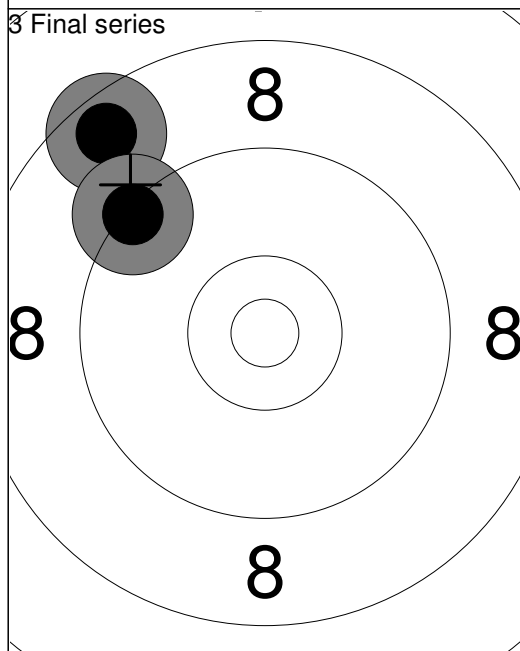
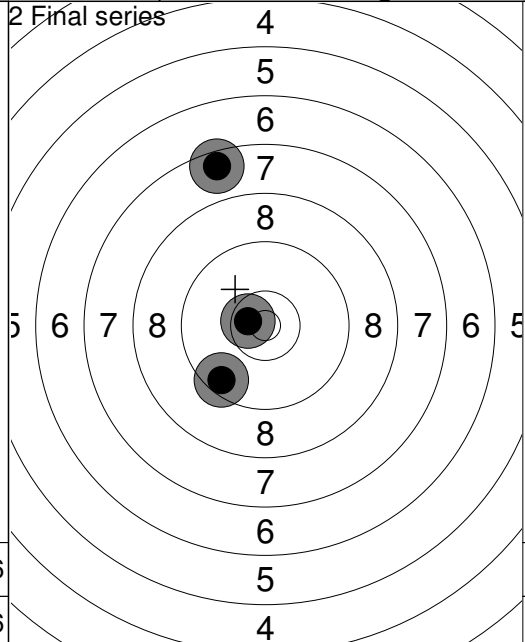

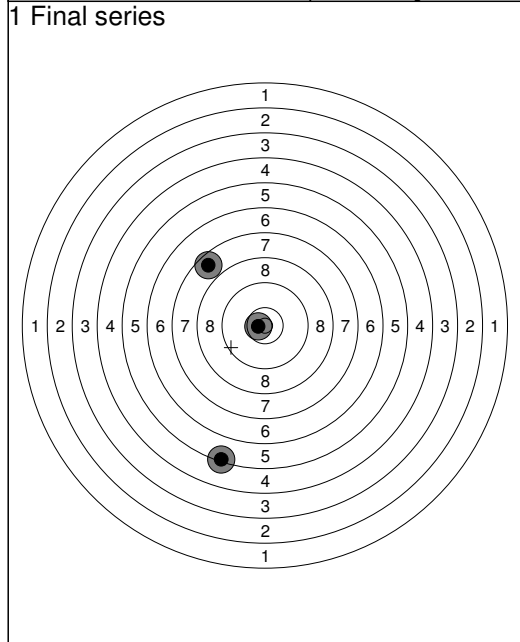
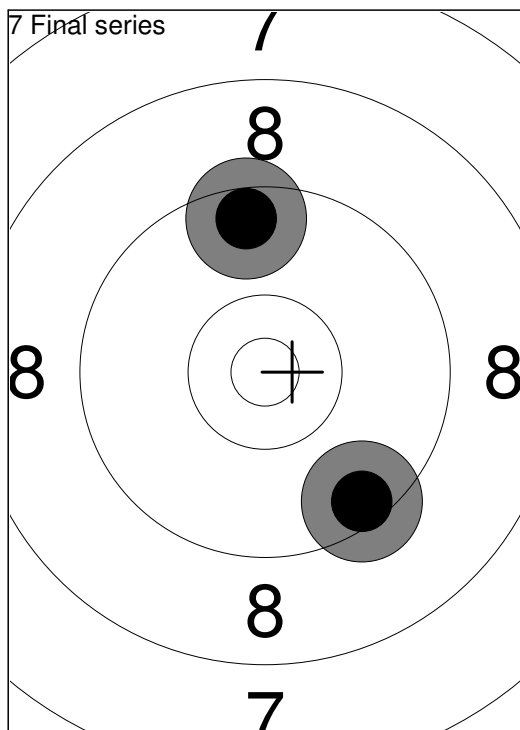


Relay 1	Lane 1	<h1>Julia Palmgren</h1>
-------------------	------------------	-------------------------

Finaali	MA	M
---------	----	---

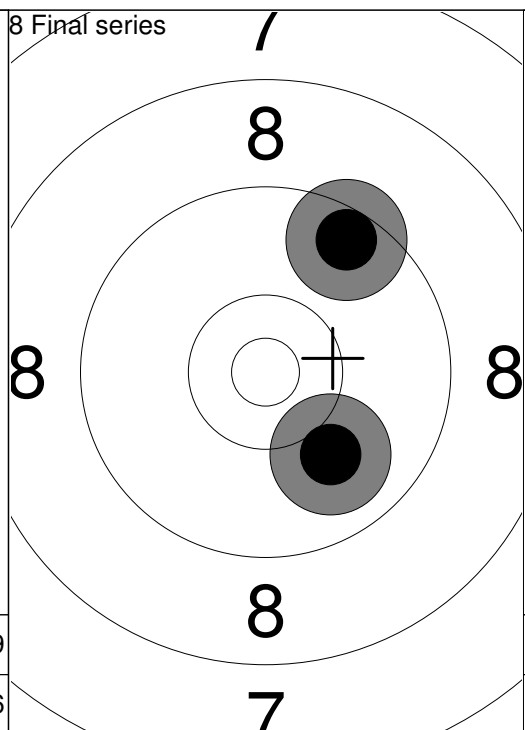
28.01.2015	MA harjoituskisa 28.1.2015	Mikkeli Shooting Club
------------	----------------------------	-----------------------





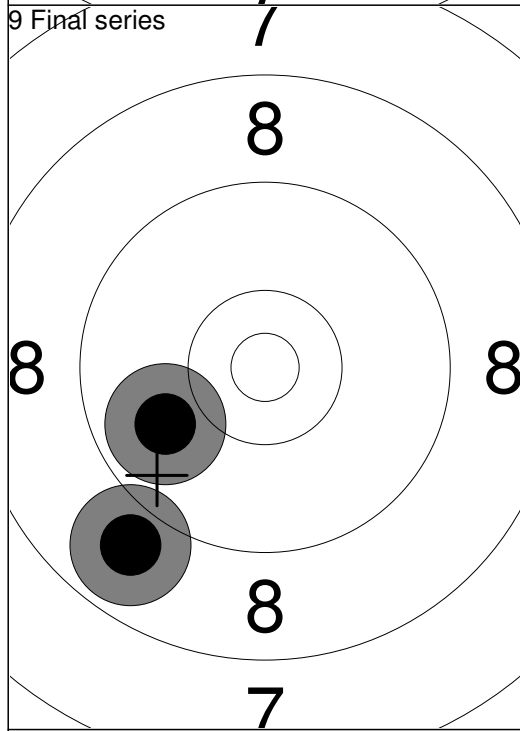
1: 9.4 ↘
2: 9.5 ↑

Series	18.9
	140.6



1: 9.5 ↗
2: 10.0 ↘

Series	19.5
	160.1



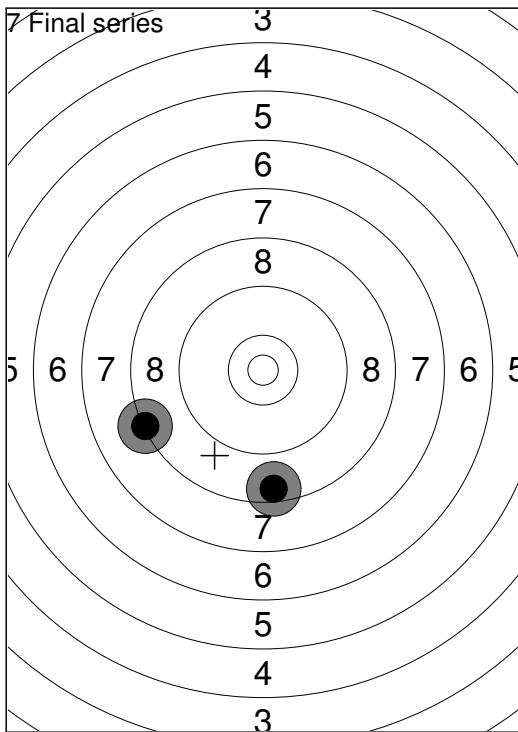
1: 8.9 ↙
2: 9.9 ↙

Series	18.8
	178.9

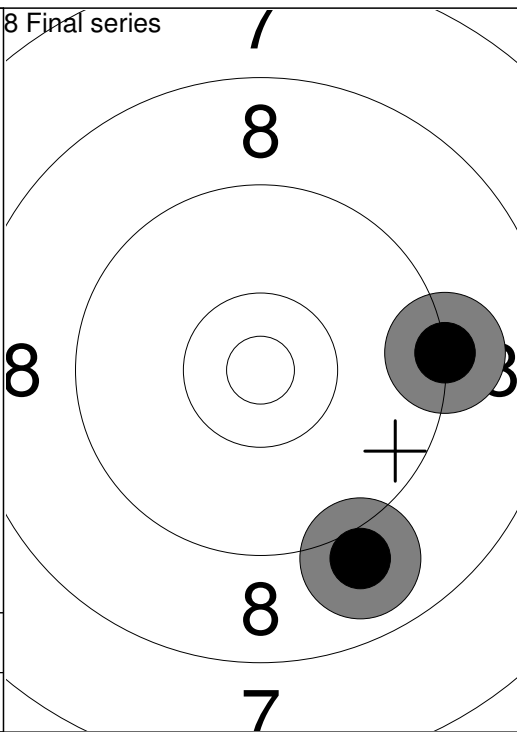
<p>1 Final series</p> <p style="text-align: center;">Series 25.9</p>	<p>1: 7.3 ←</p> <p>2: 9.5 ↘</p> <p>3: 9.1 →</p>	<p>2 Final series</p> <p style="text-align: center;">Series 27.1</p>	<p>1: 10.0 ↗</p> <p>2: 8.4 ↘</p> <p>3: 8.7 ↘</p>
25.9		53.0	

<p>3 Final series</p> <p style="text-align: center;">Series 17.8</p>	<p>1: 7.8 →</p> <p>2: 10.0 ↘</p>	<p>4 Final series</p> <p style="text-align: center;">Series 16.3</p>	<p>1: 9.7 ←</p> <p>2: 6.6 ↘</p>
70.8		87.1	

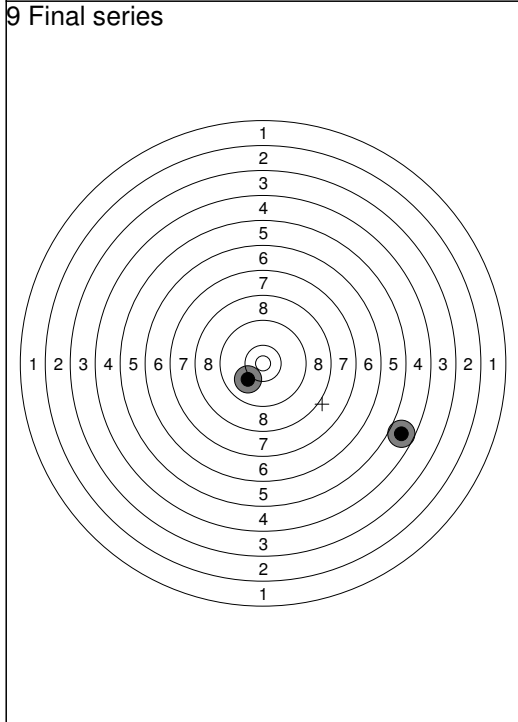
<p>5 Final series</p> <p style="text-align: center;">Series 17.7</p>	<p>1: 8.8 ↘</p> <p>2: 8.9 ↗</p>	<p>6 Final series</p> <p style="text-align: center;">Series 15.6</p>	<p>1: 7.8 ←</p> <p>2: 7.8 →</p>
104.8		120.4	




1:	8.3	←
2:	8.5	↓
Series	16.8	
	137.2	

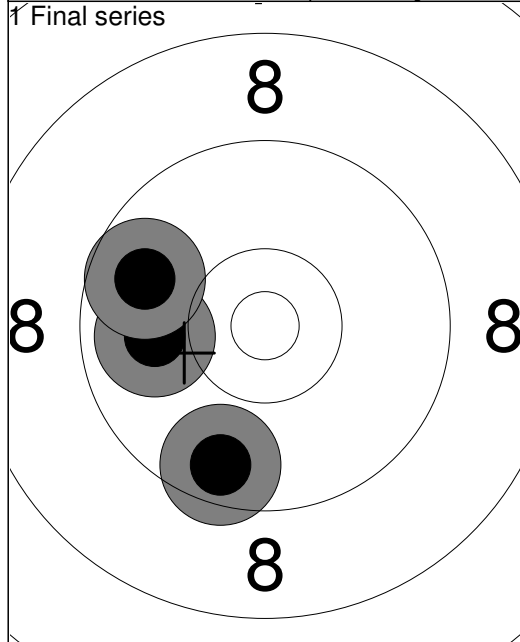


36:	9.2	→
37:	9.0	↓
Series	18.2	
	155.4	

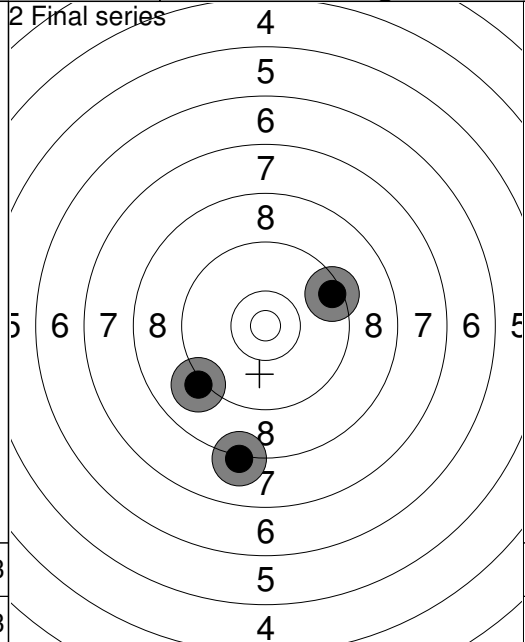


41:	4.7	→
42:	10.1	↙
Series	14.8	
	170.2	

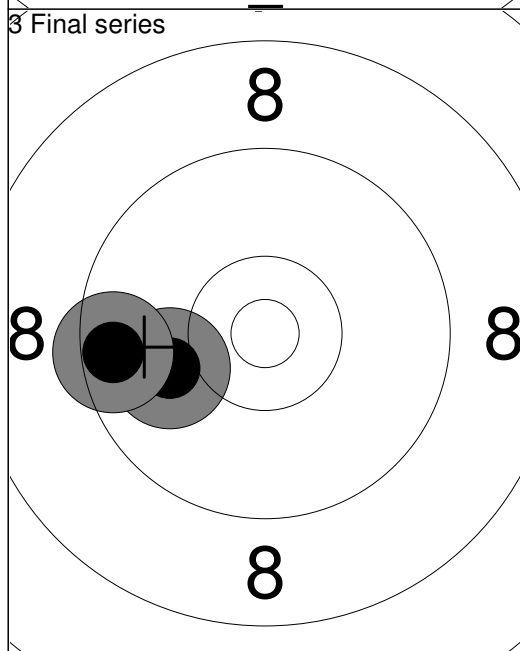




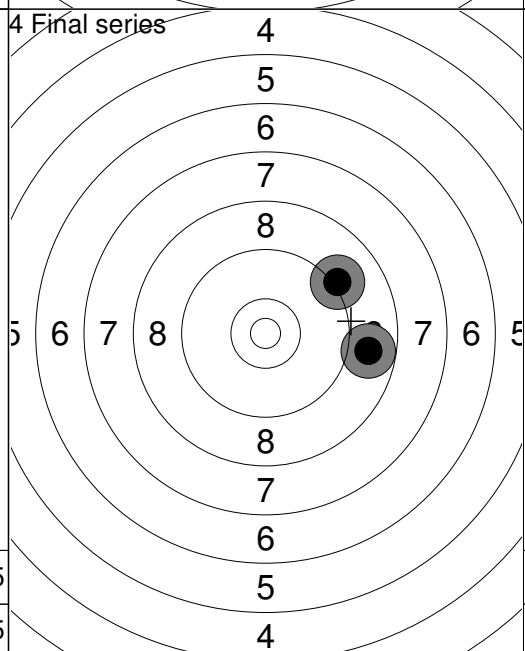
1: 9.9	←
2: 9.6	↓
3: 9.8	←
Series	29.3
29.3	



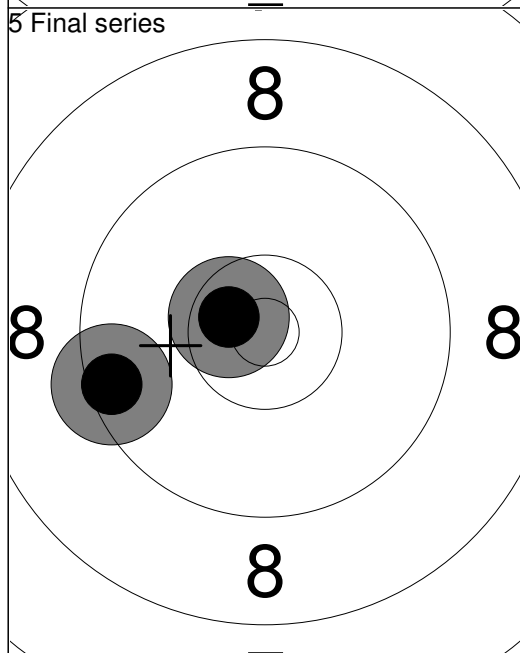
1: 9.4	↗
2: 8.2	↓
3: 9.1	↙
Series	26.7
56.0	



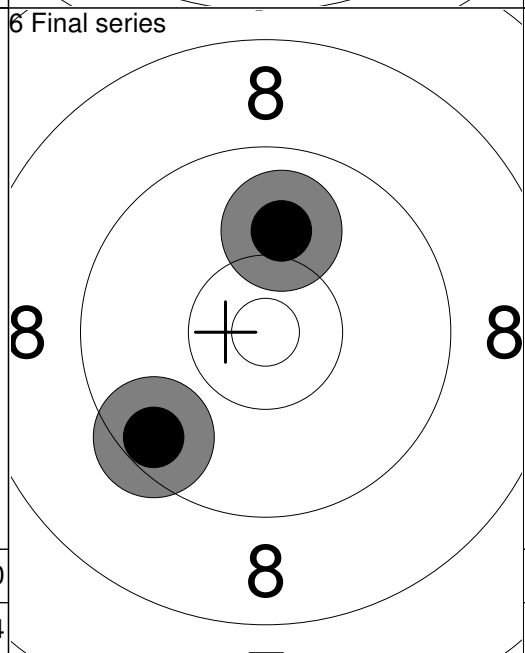
1: 10.0	←
2: 9.5	←
Series	19.5
75.5	



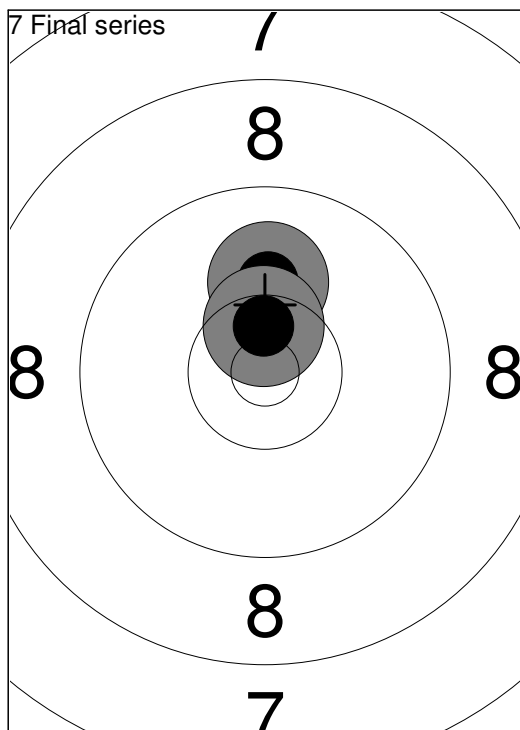
1: 8.8	↘
2: 9.1	↗
Series	17.9
93.4	



1: 9.4	←
2: 10.6x	↙
Series	20.0
113.4	

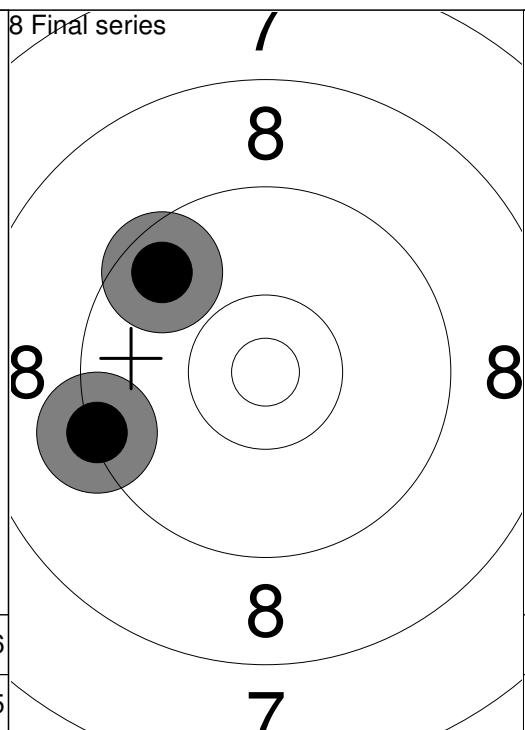


1: 10.0	↑
2: 9.5	↙
Series	19.5
132.9	



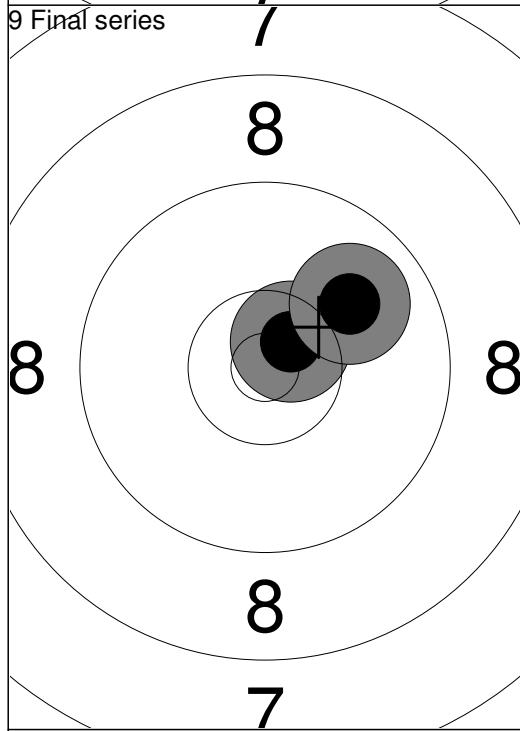
1: 10.1 ↑
2: 10.5x ↑

Series	20.6
	153.5




1: 9.3 ←
2: 9.6 ↖

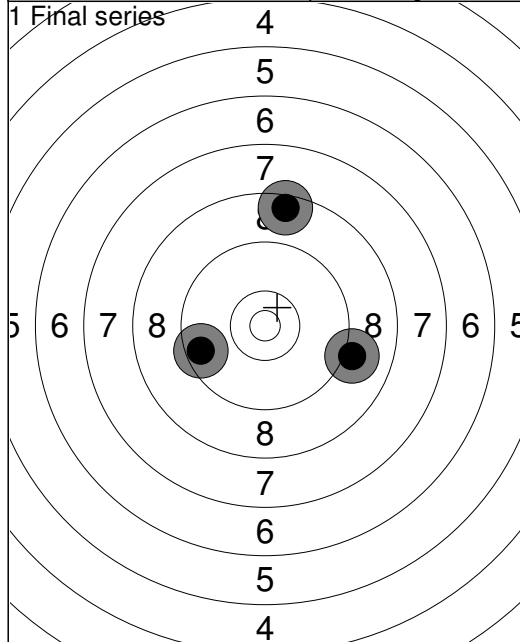
Series	18.9
	172.4



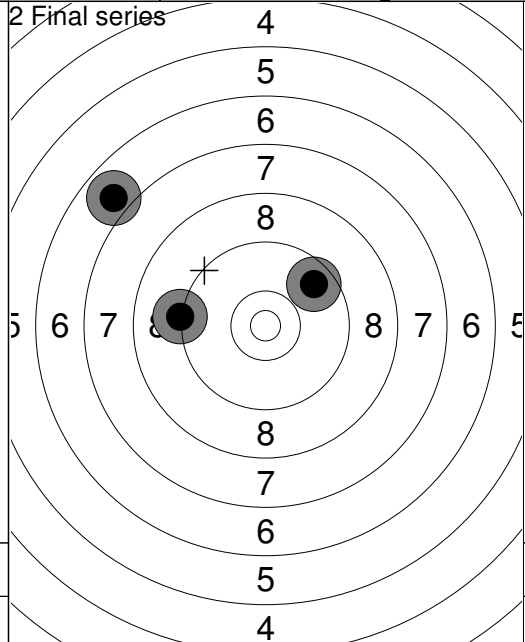
1: 10.6x ↗
2: 10.0 ↗

Series	20.6
	193.0

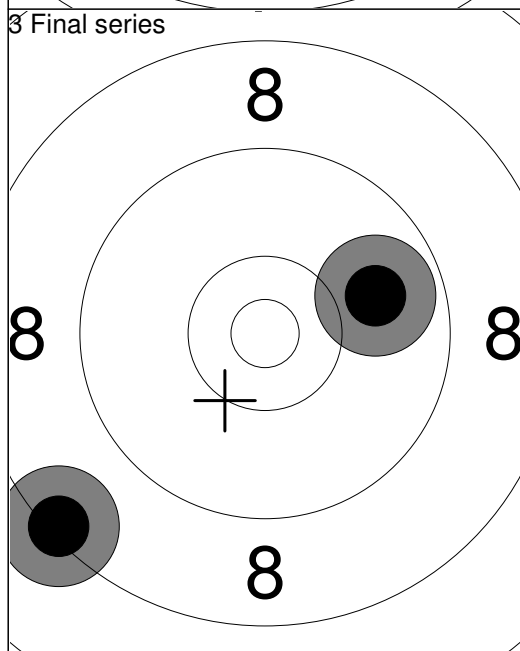




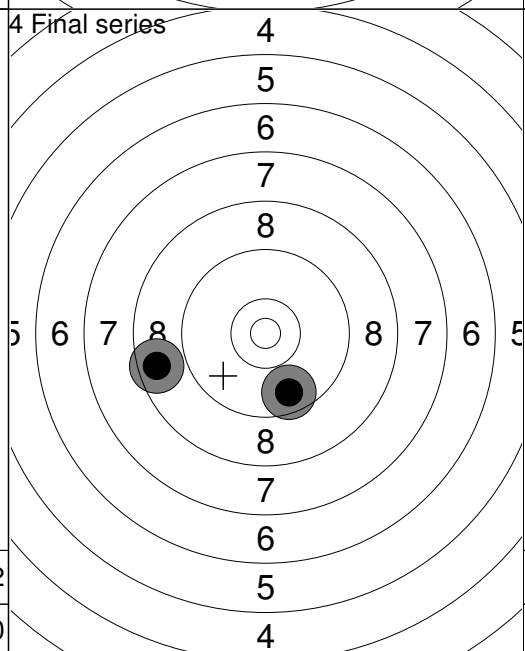
1: 8.5	↑
2: 9.1	→
3: 9.5	←
Series	27.1
	27.1



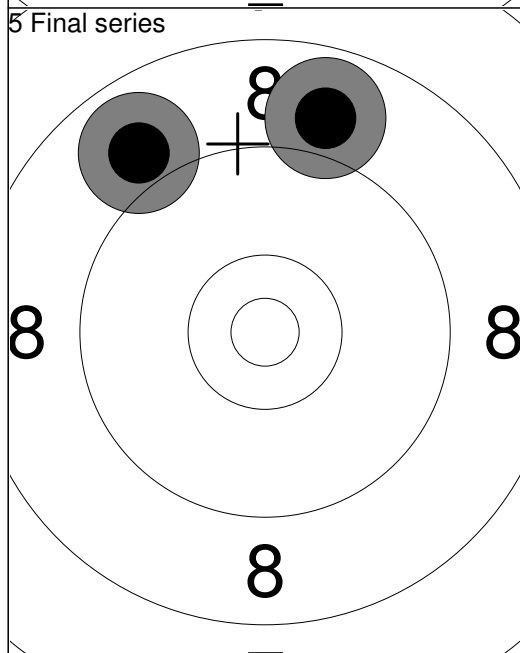
1: 6.9	↖
2: 9.6	↗
3: 9.2	←
Series	25.7
	52.8



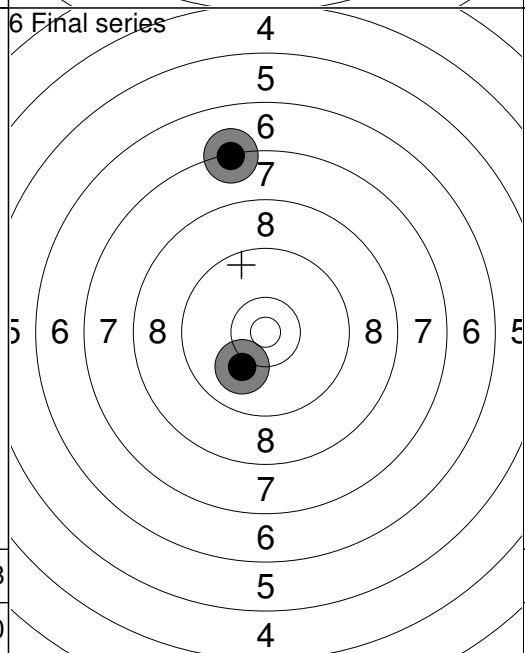
1: 8.3	↖
2: 9.9	→
Series	18.2
	71.0



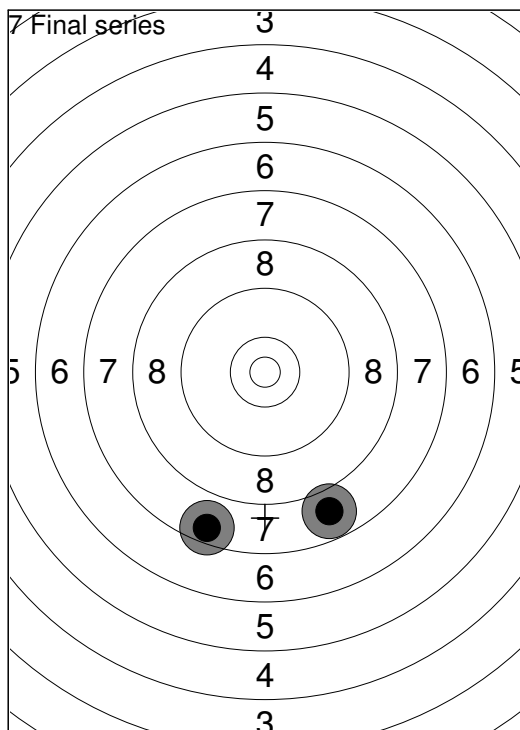
1: 9.6	↘
2: 8.6	←
Series	18.2
	89.2



1: 8.9	↖
2: 8.9	↑
Series	17.8
	107.0

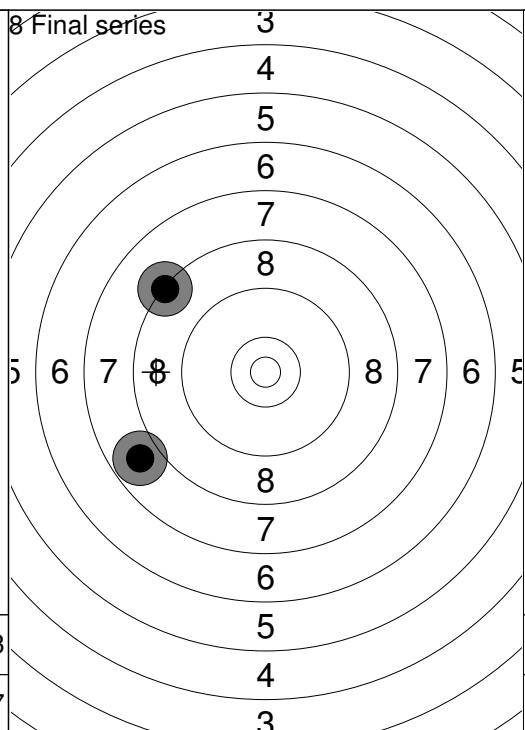


1: 10.1	↘
2: 7.3	↑
Series	17.4
	124.4



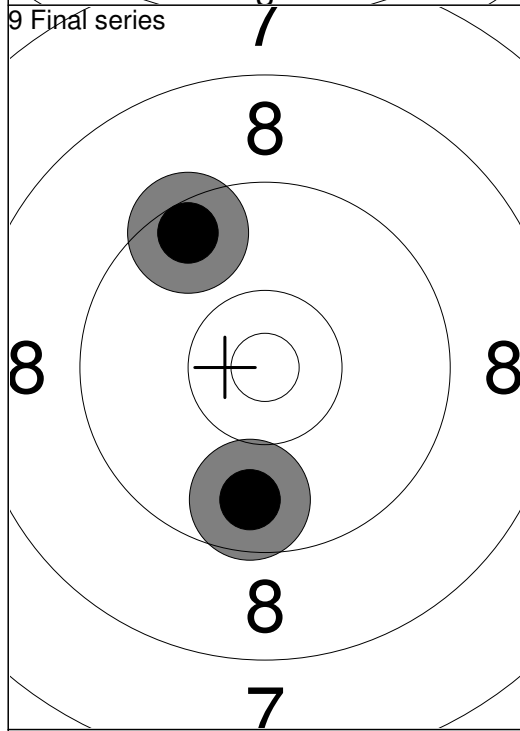
1: 7.8 ↘
2: 7.5 ↘

Series	15.3
	139.7



1: 8.3 ↖
2: 7.8 ↖

Series	16.1
	155.8



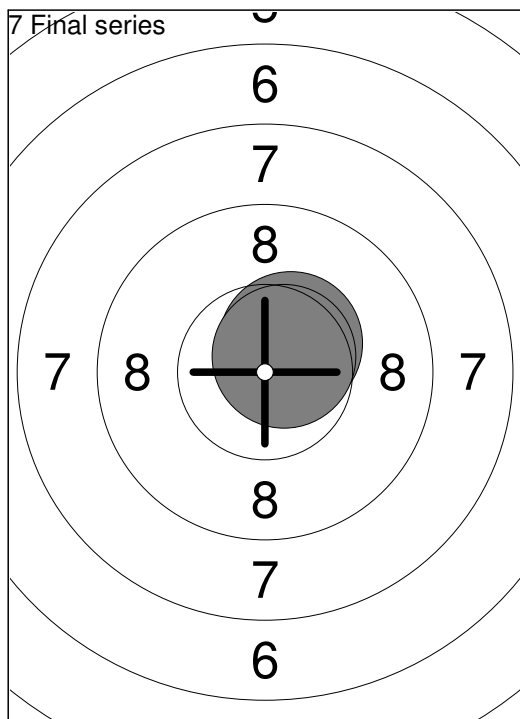
41: 9.5 ↖
42: 9.7 ↘

Series	19.2
	175.0

<p>1 Final series</p>	<p>1: 9.7 ↑</p>	<p>2 Final series</p>	<p>1: 10.3x ↗ 2: 9.9 → 3: 9.1 ←</p>								
	<table border="1" style="width:100%; border-collapse: collapse;"> <tr> <td style="width:50%;">Series</td> <td style="text-align: right;">9.7</td> </tr> <tr> <td></td> <td style="text-align: right;">9.7</td> </tr> </table>	Series	9.7		9.7		<table border="1" style="width:100%; border-collapse: collapse;"> <tr> <td style="width:50%;">Series</td> <td style="text-align: right;">29.3</td> </tr> <tr> <td></td> <td style="text-align: right;">39.0</td> </tr> </table>	Series	29.3		39.0
Series	9.7										
	9.7										
Series	29.3										
	39.0										

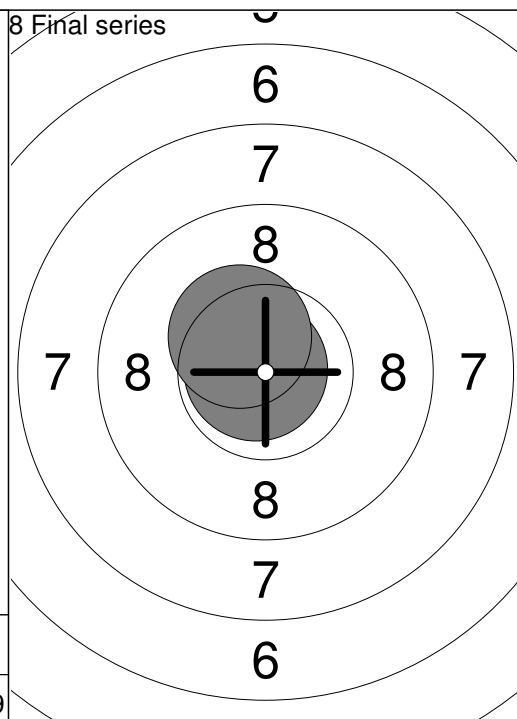
<p>3 Final series</p>	<p>1: 10.5x → 2: 9.8 ↑</p>	<p>4 Final series</p>	<p>1: 10.0 ↖ 2: 9.7 ←</p>								
	<table border="1" style="width:100%; border-collapse: collapse;"> <tr> <td style="width:50%;">Series</td> <td style="text-align: right;">20.3</td> </tr> <tr> <td></td> <td style="text-align: right;">59.3</td> </tr> </table>	Series	20.3		59.3		<table border="1" style="width:100%; border-collapse: collapse;"> <tr> <td style="width:50%;">Series</td> <td style="text-align: right;">19.7</td> </tr> <tr> <td></td> <td style="text-align: right;">79.0</td> </tr> </table>	Series	19.7		79.0
Series	20.3										
	59.3										
Series	19.7										
	79.0										

<p>5 Final series</p>	<p>1: 10.3x ↖ 2: 10.7x ↓</p>	<p>6 Final series</p>	<p>1: 9.8 ← 2: 10.0 ↖</p>								
	<table border="1" style="width:100%; border-collapse: collapse;"> <tr> <td style="width:50%;">Series</td> <td style="text-align: right;">21.0</td> </tr> <tr> <td></td> <td style="text-align: right;">100.0</td> </tr> </table>	Series	21.0		100.0		<table border="1" style="width:100%; border-collapse: collapse;"> <tr> <td style="width:50%;">Series</td> <td style="text-align: right;">19.8</td> </tr> <tr> <td></td> <td style="text-align: right;">119.8</td> </tr> </table>	Series	19.8		119.8
Series	21.0										
	100.0										
Series	19.8										
	119.8										



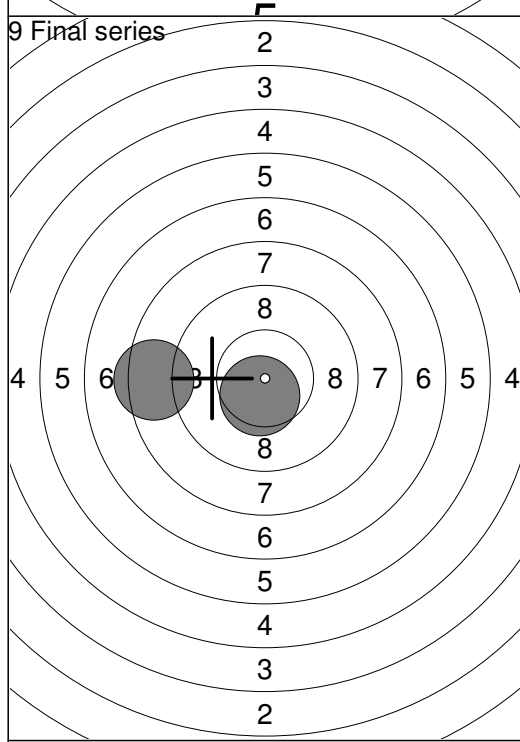
1: 10.5x ↗
2: 10.6x ↗

Series	21.1
	140.9




1: 10.8x ↙
2: 10.4x ↗


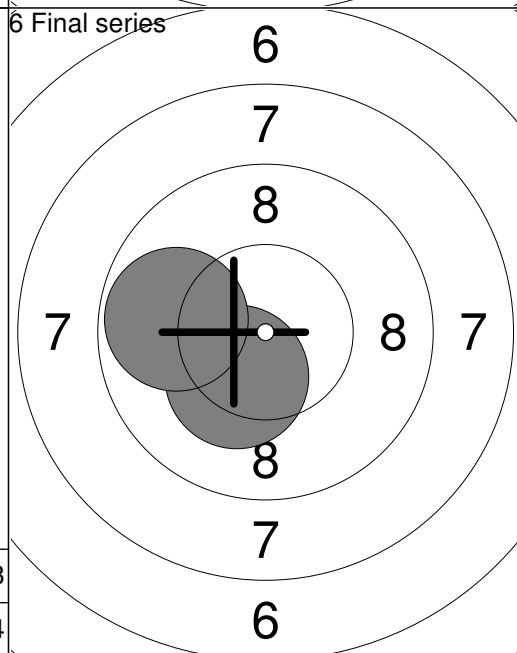
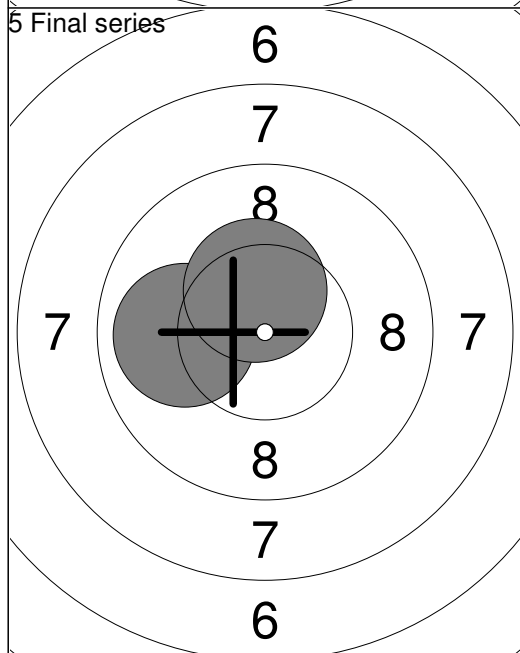

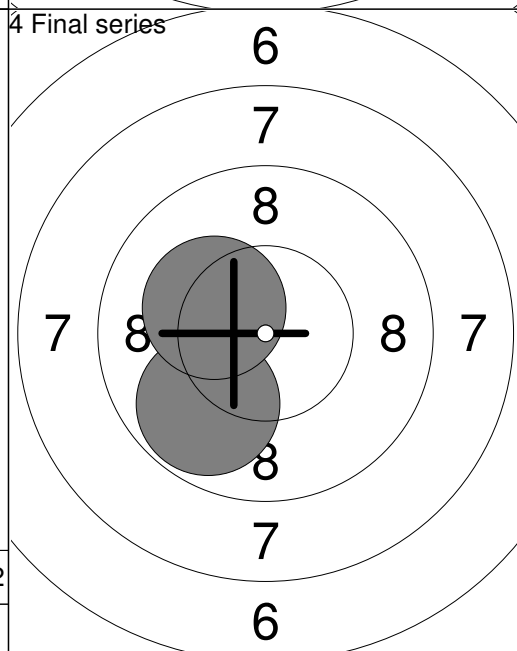
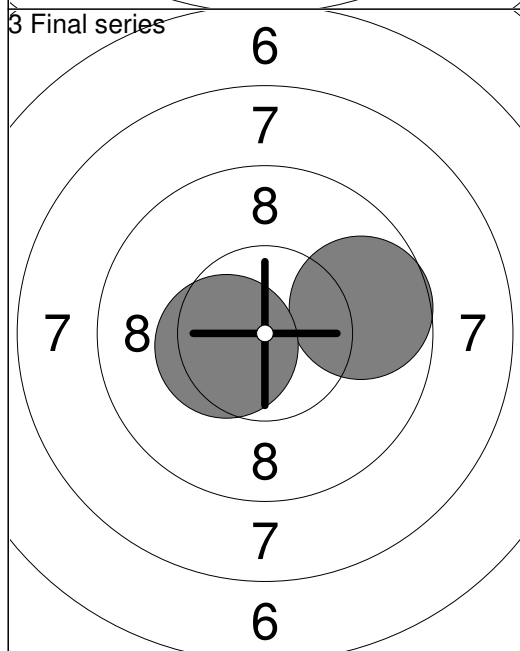

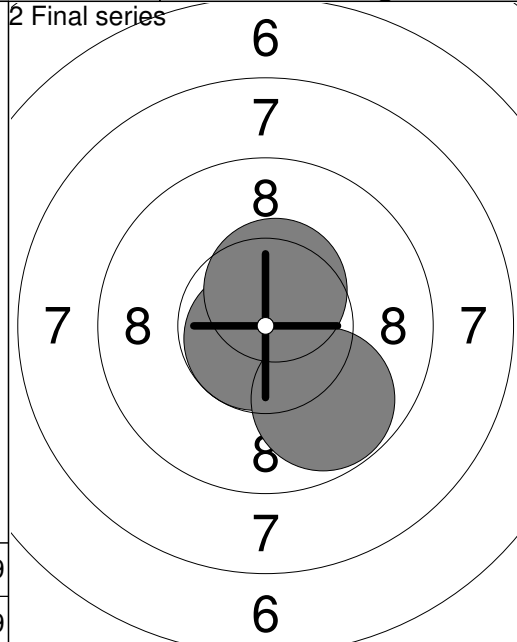

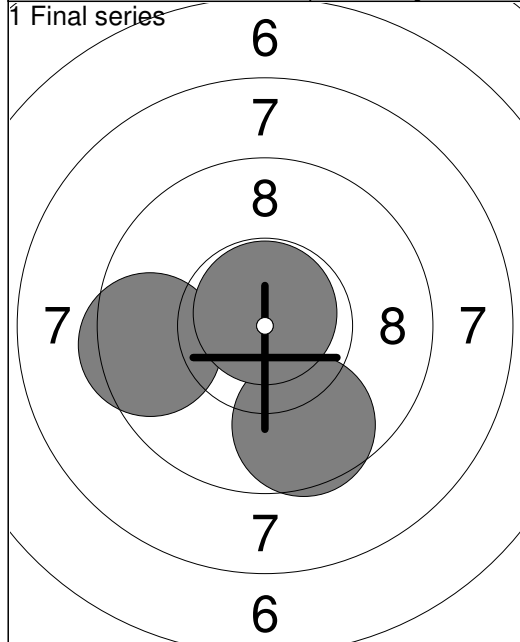
Series	21.2
	162.1

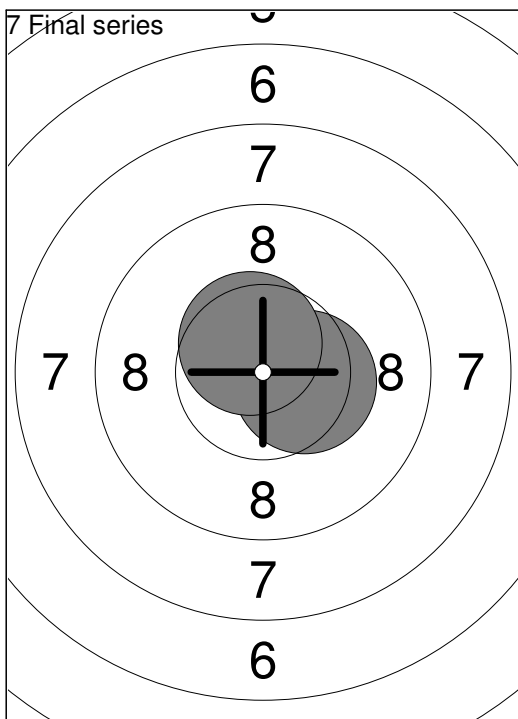


1: 10.6x ↓
2: 8.4 ←

Series	19.0
	181.1

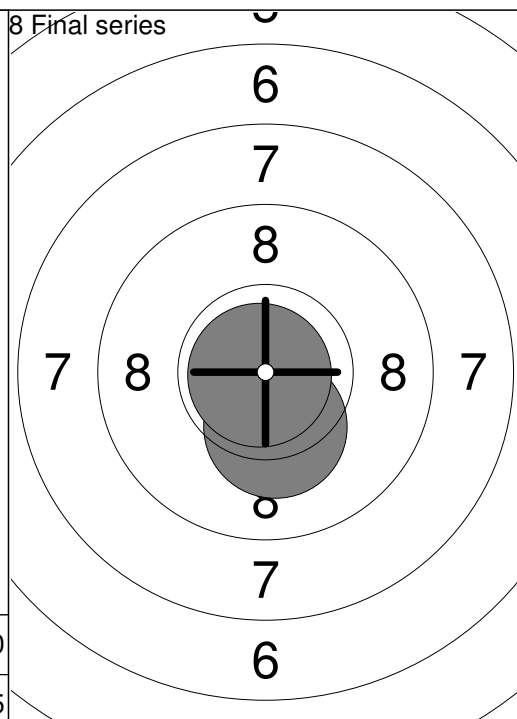






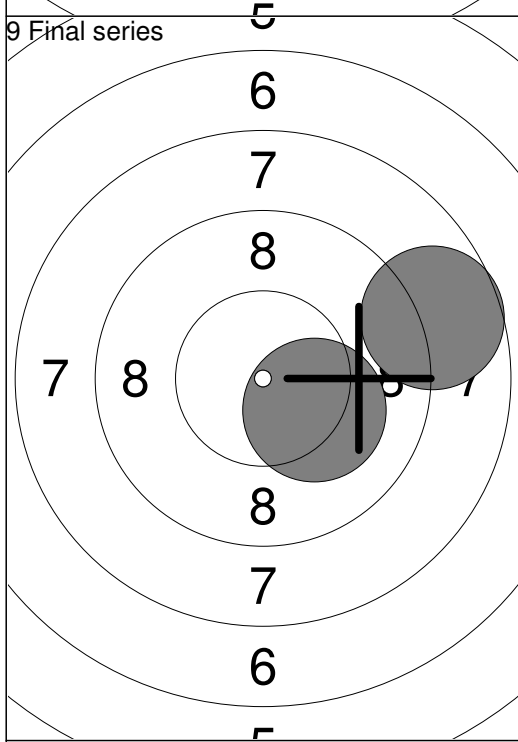
1: 10.4x →
2: 10.6x ↗

Series	21.0
	162.5




1: 10.2x ↓
2: 10.9x ↙

Series	21.1
	183.6



1: 8.7 →
2: 10.2x ↘

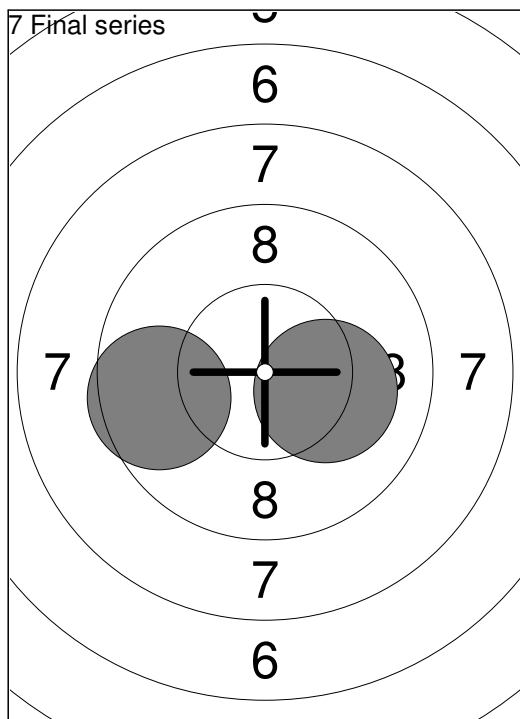
Series	18.9
	202.5



<p>1 Final series</p> <p style="text-align: center;">Series 29.3</p> <p style="text-align: center;">29.3</p>	<p>1: 9.7 ←</p> <p>2: 9.0 ↖</p> <p>3: 10.6x ↘</p>	<p>2 Final series</p> <p style="text-align: center;">Series 29.6</p> <p style="text-align: center;">58.9</p>	<p>1: 10.3x ←</p> <p>2: 9.9 ↗</p> <p>3: 9.4 ←</p>
---	---	---	---

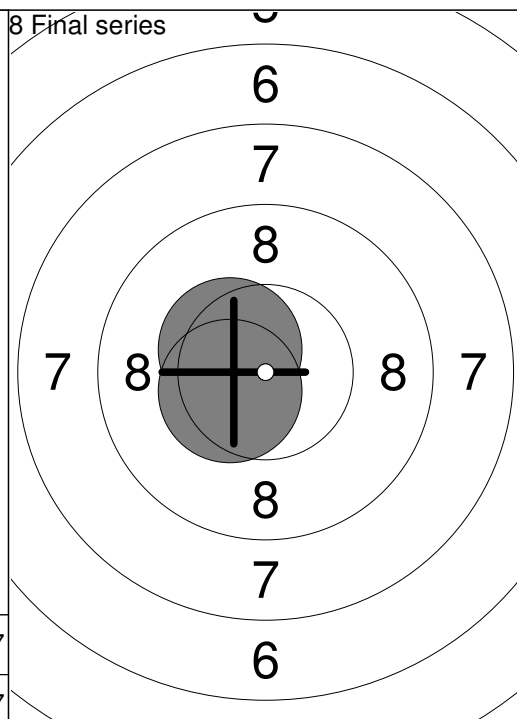
<p>3 Final series</p> <p style="text-align: center;">Series 20.6</p> <p style="text-align: center;">79.5</p>	<p>1: 10.2x ↘</p> <p>2: 10.4x ↘</p>	<p>4 Final series</p> <p style="text-align: center;">Series 20.9</p> <p style="text-align: center;">100.4</p>	<p>1: 10.3x ←</p> <p>2: 10.6x ↖</p>
---	-------------------------------------	--	-------------------------------------

<p>5 Final series</p> <p style="text-align: center;">Series 20.3</p> <p style="text-align: center;">120.7</p>	<p>1: 9.8 ←</p> <p>2: 10.5x ←</p>	<p>6 Final series</p> <p style="text-align: center;">Series 20.3</p> <p style="text-align: center;">141.0</p>	<p>1: 10.0 →</p> <p>2: 10.3x ↖</p>
--	-----------------------------------	--	------------------------------------



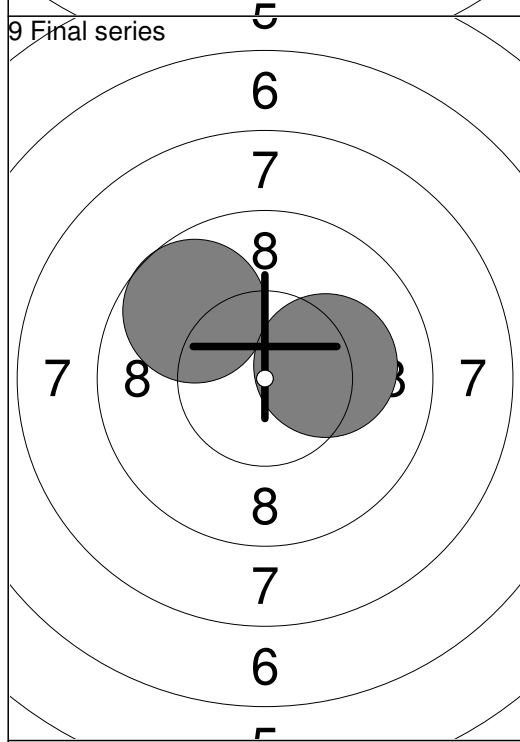
1: 10.1 →
2: 9.6 ←

Series	19.7
	160.7




1: 10.4x ↖
2: 10.5x ↗

Series	20.9
	181.6

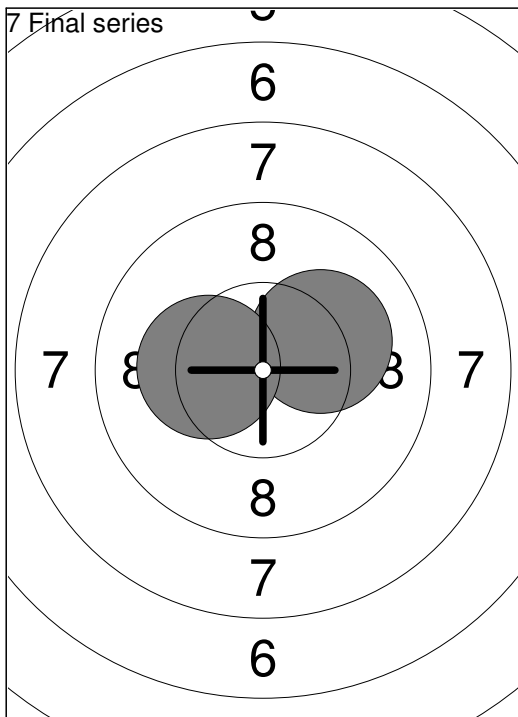


41: 9.7 ↖
42: 10.2x →

Series	19.9
	201.5

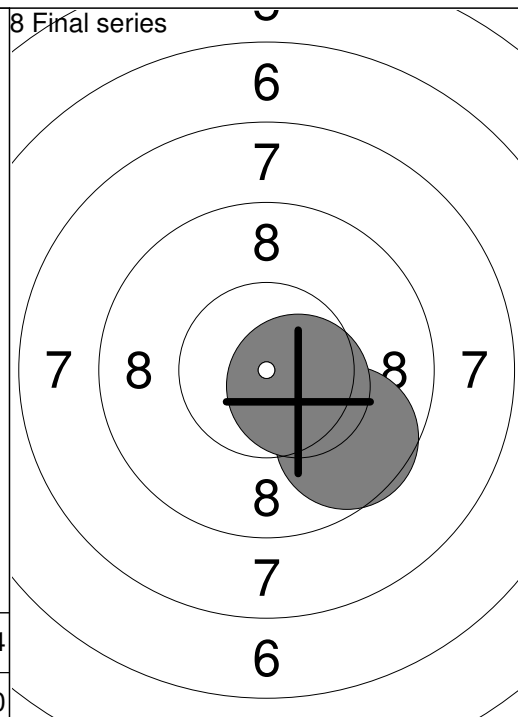


<p>1 Final series</p> <table border="1" style="width:100%; border-collapse: collapse;"> <tr> <td>1:</td><td>10.3x</td><td>➤</td></tr> <tr> <td>2:</td><td>9.9</td><td>➤</td></tr> <tr> <td>3:</td><td>9.4</td><td>➤</td></tr> <tr> <td>Series</td><td>29.6</td><td></td></tr> <tr> <td></td><td>29.6</td><td></td></tr> </table>	1:	10.3x	➤	2:	9.9	➤	3:	9.4	➤	Series	29.6			29.6		<p>2 Final series</p> <table border="1" style="width:100%; border-collapse: collapse;"> <tr> <td>1:</td><td>10.0</td><td>➤</td></tr> <tr> <td>2:</td><td>9.6</td><td>➤</td></tr> <tr> <td>3:</td><td>10.3x</td><td>➤</td></tr> <tr> <td>Series</td><td>29.9</td><td></td></tr> <tr> <td></td><td>59.5</td><td></td></tr> </table>	1:	10.0	➤	2:	9.6	➤	3:	10.3x	➤	Series	29.9			59.5		
1:	10.3x	➤																														
2:	9.9	➤																														
3:	9.4	➤																														
Series	29.6																															
	29.6																															
1:	10.0	➤																														
2:	9.6	➤																														
3:	10.3x	➤																														
Series	29.9																															
	59.5																															
<p>3 Final series</p> <table border="1" style="width:100%; border-collapse: collapse;"> <tr> <td>1:</td><td>10.3x</td><td>➤</td></tr> <tr> <td>2:</td><td>10.6x</td><td>➤</td></tr> <tr> <td>Series</td><td>20.9</td><td></td></tr> <tr> <td></td><td>80.4</td><td></td></tr> </table>	1:	10.3x	➤	2:	10.6x	➤	Series	20.9			80.4		<p>4 Final series</p> <table border="1" style="width:100%; border-collapse: collapse;"> <tr> <td>1:</td><td>9.8</td><td>➤</td></tr> <tr> <td>2:</td><td>9.6</td><td>➤</td></tr> <tr> <td>Series</td><td>19.4</td><td></td></tr> <tr> <td></td><td>99.8</td><td></td></tr> </table>	1:	9.8	➤	2:	9.6	➤	Series	19.4			99.8								
1:	10.3x	➤																														
2:	10.6x	➤																														
Series	20.9																															
	80.4																															
1:	9.8	➤																														
2:	9.6	➤																														
Series	19.4																															
	99.8																															
<p>5 Final series</p> <table border="1" style="width:100%; border-collapse: collapse;"> <tr> <td>1:</td><td>8.8</td><td>➤</td></tr> <tr> <td>2:</td><td>10.5x</td><td>➤</td></tr> <tr> <td>Series</td><td>19.3</td><td></td></tr> <tr> <td></td><td>119.1</td><td></td></tr> </table>	1:	8.8	➤	2:	10.5x	➤	Series	19.3			119.1		<p>6 Final series</p> <table border="1" style="width:100%; border-collapse: collapse;"> <tr> <td>1:</td><td>10.2x</td><td>➤</td></tr> <tr> <td>2:</td><td>10.3x</td><td>➤</td></tr> <tr> <td>Series</td><td>20.5</td><td></td></tr> <tr> <td></td><td>139.6</td><td></td></tr> </table>	1:	10.2x	➤	2:	10.3x	➤	Series	20.5			139.6								
1:	8.8	➤																														
2:	10.5x	➤																														
Series	19.3																															
	119.1																															
1:	10.2x	➤																														
2:	10.3x	➤																														
Series	20.5																															
	139.6																															



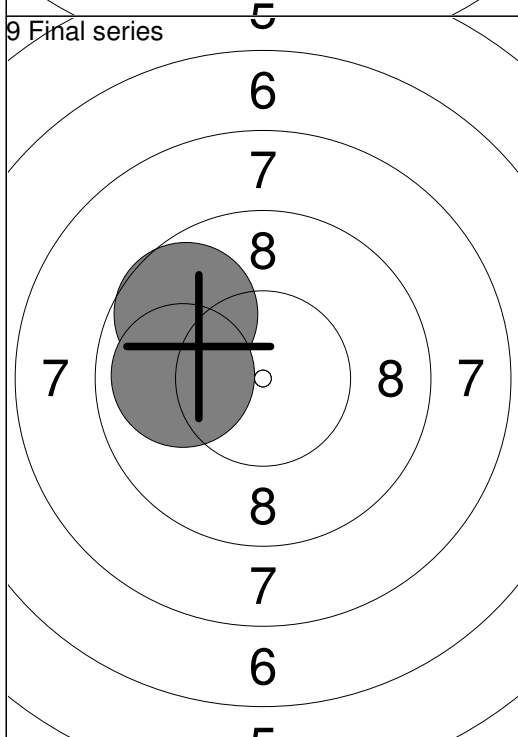
1: 10.1 →
2: 10.3x ←

Series	20.4
	160.0



36: 9.6 ↘
37: 10.5x →

Series	20.1
	180.1



41: 9.7 ↖
42: 10.0 ←

Series	19.7
	199.8